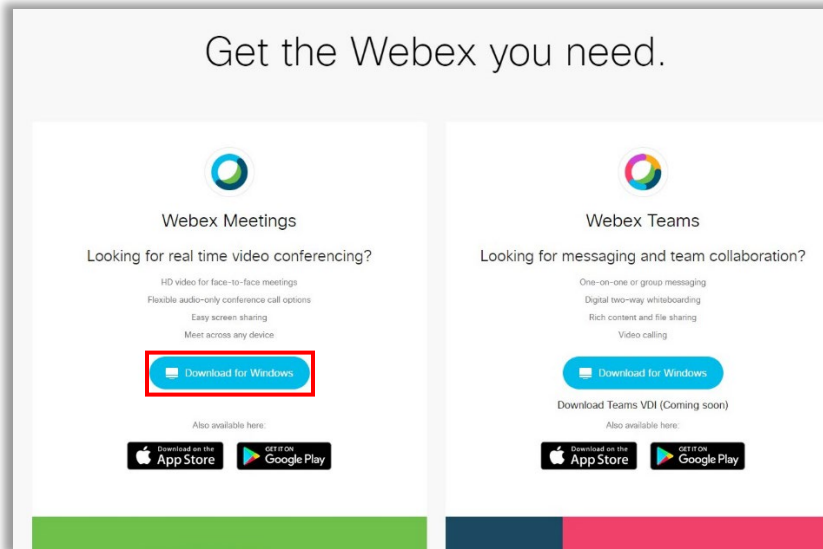
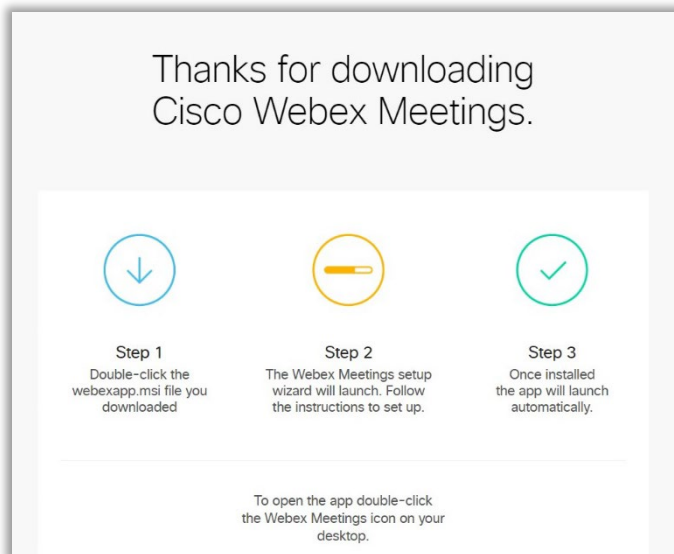


## Install Webex Meetings App & Join Webex Events

1. Go to <https://www.webex.com/downloads.html/>
2. Select **Download** under Webex Meetings

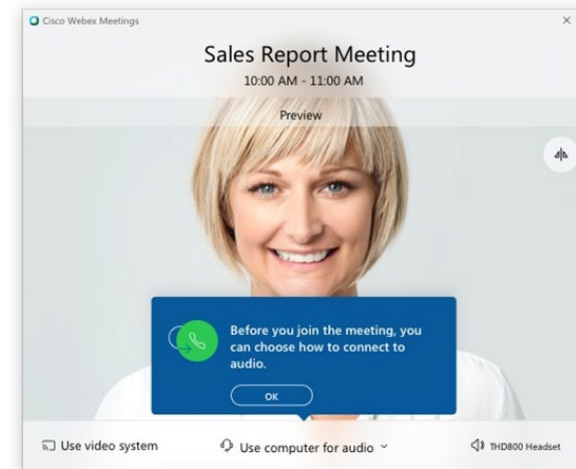


3. Follow the instructions provided to install the application.



4. For full **Audio & Video** click the link in the meeting invite. After clicking the link the Webex Meetings application will launch.

### Audio & Video Connection Options





**Use computer for audio:** Use your computer with a headset or speakers. This is the default audio connection.

- The "Use Computer for Audio" option connects audio through your computer.
- Select your Speaker setting to hear the audio during the meeting

*If you have a headset connected to your computer, ensure you select that device*

### Microphone & Camera Functions

- You will see  when your microphone is **muted**.
- When your video is turned **off**, you will see 

*During the event, the host will enable your microphone and/or camera to be shared.*